

**CAPTURES
COMPLEX
CONTOURS**



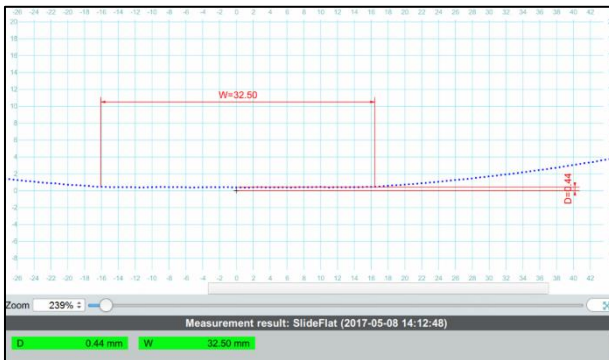
MEASUREMENT MODULE „DEFECTS“

Data sheet

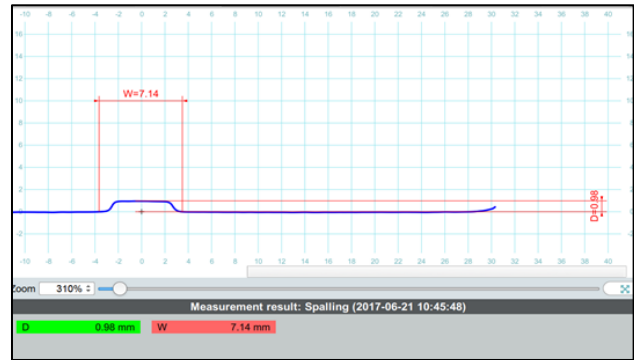
APPLICATION

The measurement module „Defects“ allows for the classification of defects on railway wheels, rails and switches within a few seconds. The wheel flats, cracks and spalling are detected and evaluated. During the measurement process, the sensor captures the defect. The graphical and acoustic tutor helps thereby by the sensor guidance. After the measurement is completed, the depth and the width of the defect is calculated and displayed on the sensor and tablet PC in a matter of seconds. These values can then be compared automatically with your organizations reference values.

MEASURED VARIABLES:



MEASUREMENT METHOD „SLIDFLAT“



MEASUREMENT METHOD „SPALLING“

TECHNICAL DATA

Compatibility	CALIPRI C40, CALIPRI C41, CALIPRI C42
Measurement range (WxD):	Wheel flat: 15,0 x 0,1 to 80,0 x 2,0 mm (0.6'' x 0.004'' to 3.1'' x 0.08'') Cracks and spalling: 1,0 x 0,5 to 50,0 x 5,0 mm (0.04'' x 0.02'' to 2.0'' x 0.2'')
Application range	For all common heavy and light rail wheels, rails and switches
Product ID	CMM1007

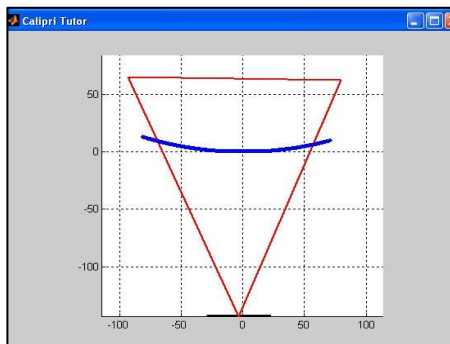
SCOPE OF DELIVERY:

- ✓ Software license measurement method “Defects“
 - 2 measurement methods (SlidFlat, Spalling)
 - In case of system extension (supplementary order): activation via remote access

MEASUREMENT PROCESS



MEASUREMENT PROCESS

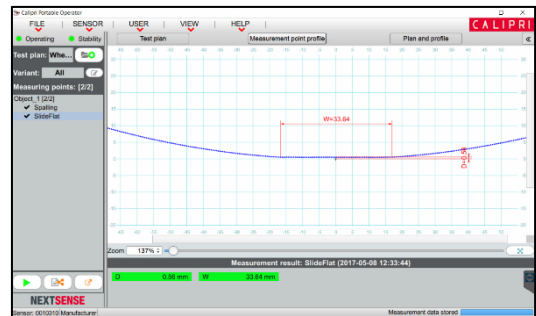


SENSOR GUIDANCE (TUTOR)



MEASUREMENT RESULT (SENSOR)

AND



MEASUREMENT RESULT (TABLET PC)

Offers & live demonstrations:
sales@nextsense-worldwide.com