

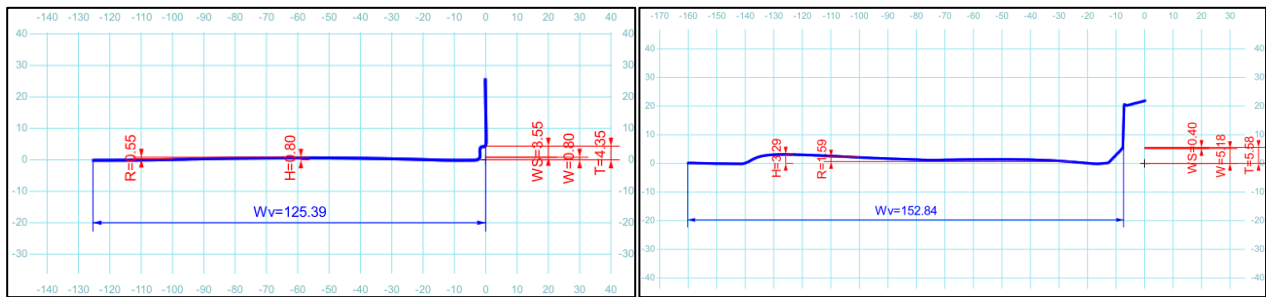


MEASUREMENT MODULE
“BRAKE DISC”
Data sheet

APPLICATION

The BRAKE DISC module allows for the safe measurement of wear parameters for all common wheel- and axle-mounted brake discs within a few seconds. Immediately after the measurement, the data is compared with your individual reference values in order to determine the current wear condition. In addition to basic measurement values like hollow tread and thickness, other values such as the wear stock and the ripple can be displayed. Upon request the calculation of the total thickness of axle-mounted brake discs can also be made.

MEASURED VARIABLES:



MEASUREMENT METHODE "BRAKEDISC"
straight reference edge

MEASUREMENT METHODE "BRAKEDISC"
bevel reference edge

TECHNICAL DATA

Compatibility	CALIPRI C40, CALIPRI C41, CALIPRI C42
Accuracy	Absolute accuracy : < +/- 80 µm Repeatability: < +/- 35 µm
Field of application	For all common wheel- and axle-mounted brake discs with reference edge or reference notch
Standards & Certificates	Calipri is approved and uses i.a. in Germany (DB), Austria (ÖBB), Switzerland (SBB), France (SNCF), China (Chengdu Railway Bureau) and the Czech Republic (SŽDC).
Product ID	CMM1009

SCOPE OF DELIVERY

- ✓ Software license measurement module “Brake disc“
 - Activation via remote access (even in retrospect)
 - 1 measurement method (BrakeDisc)
- ✓ Brake disc gauge “BS1-500“
 - Mechanical supporting gauge for worn or dirty reference edges



BRAKE DISC GAUGE “BS1-500“

MEASUREMENT PROCESS

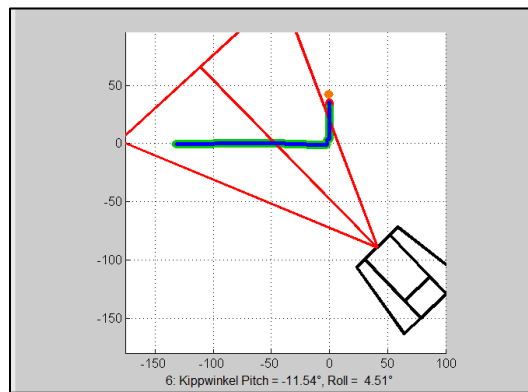


MEASUREMENT WITHOUT SUPPORTING GAUGE

OR



MEASUREMENT WITH SUPPORTING GAUGE

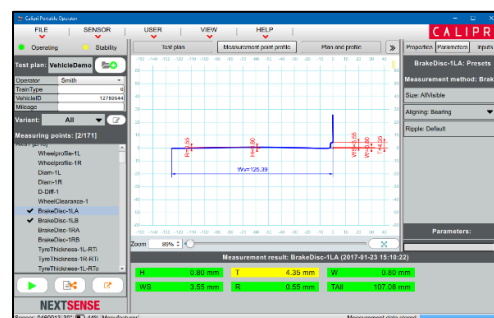


SENSOR-GUIDANCE (TUTOR)



RESULTS ON SENSOR

AND



RESULTS ON TABLET-PC